

KOMATSU®

D65EX-18 **D65PX-18** **D65WX-18**

Tier 4 Final Engine
Waste Handler

CRAWLER DOZER



Photos may include optional equipment.

NET HORSEPOWER

217 HP @ 1950 rpm
162 kW @ 1950 rpm

OPERATING WEIGHT

Semi-U Dozer
D65EX-18: 50,259 lb 22797 kg
SIGMADOZER®
D65WX-18: 53,350 lb 24199 kg
Straight Tilt Dozer
D65PX-18: 53,136 lb 24102 kg
Power Angle Tilt Dozer
D65PX-18: 56,337 lb 25554 kg

BLADE CAPACITY

Semi-U Dozer
D65EX-18: 14.8 yd³ 11.3 m³
SIGMADOZER®
D65WX-18: 17.2 yd³ 13.1 m³
Straight Tilt Dozer
D65PX-18: 12.9 yd³ 9.9 m³
Power Angle Tilt Dozer
D65PX-18: 15.1 yd³ 11.5 m³

D65
WASTE HANDLER

WALK-AROUND

D65EX/PX/WX-18 WASTE HANDLER



NET HORSEPOWER

217 HP @ 1950 rpm
162 kW @ 1950 rpm

OPERATING WEIGHT

Semi-U Dozer
D65EX-18: 50,259 lb 22797 kg
SIGMADOZER®
D65WX-18: 53,350 lb 24199 kg
Straight Tilt Dozer
D65PX-18: 53,136 lb 24102 kg
Power Angle Tilt Dozer
D65PX-18: 56,337 lb 25554 kg

BLADE CAPACITY

Semi-U Dozer
D65EX-18: 14.8 yd³ 11.3 m³
SIGMADOZER®
D65WX-18: 17.2 yd³ 13.1 m³
Straight Tilt Dozer
D65PX-18: 12.9 yd³ 9.9 m³
Power Angle Tilt Dozer
D65PX-18: 15.1 yd³ 11.5 m³

Photos may include optional equipment.



OUTSTANDING PRODUCTIVITY & FUEL ECONOMY

Versatile Power Angle Tilt (PAT) blade can be used in many applications.

Innovative SIGMADOZER® blade reduces digging resistance and smoothly rolls material up for increased blade loads.

Auto shift transmission with lock-up torque converter improves fuel consumption and performance.

SAA6D114E-6 diesel engine provides excellent fuel economy. This engine is EPA Tier 4 Final emissions certified.

Variable Geometry Turbocharger (VGT) uses a hydraulic actuator to provide optimum air flow under all speed and load conditions.

Includes a wide core A/C condenser and bowl-type precleaner on the cab air intake for improved performance in high debris applications.

Komatsu Diesel Particulate Filter (KDPF) captures 90% of particulate matter and provides automatic regeneration that does not interfere with daily operation.

Selective Catalytic Reduction (SCR) removes NOx exhaust gases automatically by injecting DEF (diesel exhaust fluid) and is seamless to the operator.

Auto Idle Shutdown helps reduce non-productive engine idle time and operating costs.

The **KOMTRAX®** telematics system is standard on Komatsu equipment with no subscription fees. Using the latest wireless technology, **KOMTRAX®** transmits valuable information such as location, utilization, and maintenance records to a PC or smartphone app. Custom machine reports are provided for identifying machine efficiency and operating trends. **KOMTRAX®** also provides advanced machine troubleshooting capabilities by continuously monitoring machine health.

Integrated ROPS cab features include:

- Large, quiet, and pressurized cab
- Improved visibility with integrated ROPS structure
- New heated air-suspension seat with high capacity
- Aux plug for audio player and two 12 volt connections

Large color monitor:

- Easy-to-read and use large 7" high-resolution multi-color monitor
- Ecology guidance
- On-board diagnostics

Rearview Monitoring System (standard) displays the area behind the machine onto the wide landscape view color monitor screen.



Parallel Link Undercarriage System (PLUS) with lubricated rotating bushings provides up to double the wear life and lower repair and maintenance costs.

Triple Labyrinth Final Drive improves durability.

Ergonomic Operator Controls

- Palm Command Control System (PCCS) comfortably fits the operator's hands
- Automatic/manual selectable transmission shift mode
- Forward/reverse shift pattern preset function

Komatsu designed and manufactured components

Enhanced provision for Topcon® Machine control (standard).

Easy bolt-on finishing kit makes the machine plug-and play.

Hydrostatic Steering System (HSS) provides smooth power to both tracks when turning. Counter-rotation is available when in neutral.

Power and Economy Modes

"Power" can be selected for maximum productivity, "Economy" for an additional 10% fuel savings under moderate loads.

Battery Disconnect Switch

Eliminates power draw when storing the machine.

Operator Identification System can track machine operation for up to 6 operators.

WASTE HANDLER FEATURES

DURABILITY

By protecting exposed components, reducing opportunity for debris to enter the engine compartment, and making it easier to clean and service, the Komatsu D65EX/PX/WX-18 dozer works longer in high debris applications for increased productivity compared to the standard arrangement.

Tank Guard

9.5 mm **0.375"** thick guarding protects the sides and rear of the fuel and hydraulic tank group from damage and debris.



Raised Cab Air Inlet with Pre-cleaner

The standard turbine type pre-cleaner removes large particles and extends cab air filter life.



Chassis Seal Package

Additional sealing is added to chassis components to help reduce the amount of debris entering the bellypan.



Roof Mounted AC Condenser

The AC condenser is mounted to the roof to protect it from debris and to increase cooling efficiency.



Door Seal Guards

These sheet metal guards are welded to the perimeter of the engine compartment doors, providing an overlapping barrier against material intrusion into the engine compartment.



Engine Thermal Guard

The thermal guard covers the exhaust manifold, hot side of the turbocharger, KDPF, and SCR system, reducing the potential for combustible debris to come in contact with hot surfaces.



Front Striker Bars

Front striker bars are designed to prevent debris from riding up on the tracks and damaging the chassis or cab glass. The bolt-on design allows for easy servicing.



Engine Pre-cleaner with Screen

A protective screen is added to the standard centrifugal engine air pre-cleaner to remove large particles from the air before they reach the filter elements.



HD Counterweight with Rear Striker Bars

The 1046 kg **2,306 lb** counterweight optimizes machine balance for landfill applications. Counterweight required unless winch or ripper is ordered.



Additional Engine Hood Perforations

Additional perforated material increases air flow to the radiator and prevents large airborne materials from entering the engine compartment.



SERVICEABILITY

Maintaining a clean engine compartment is one of the challenges for dozers working in landfills. The waste handler package includes features to make the D65EX/PX/WX-18 easier to clean and service to maximize engine performance.

Powered Engine Underguard

The electric winch located on the inside of the main frame lowers and raises the underguard, providing easy access to the engine compartment for cleaning accumulated trash.



Two Piece Radiator Doors and Auto Reversing Fan

The two-piece radiator guard doors allow access to the standard wide-core radiator for cleaning. Adjustable fan reversing interval and duration allow the operator to concentrate on productivity, while keeping the radiator clean.



OPERATOR ENVIRONMENT

The cab of the D65EX/PX/WX-18 utilizes viscous cab mounts, reducing noise and vibration for the operator and also features a heated, air-suspension seat. The waste handler package offers additional features to improve the operating experience.

Additional Work Lights

The two hood-mounted lights are replaced with four LED work lights mounted high on the blade lift cylinders, casting light over the trash rack.



Cab Air Pre-cleaner

The optional, cab air-filtration system provides pre-cleaned, filtered air to the HVAC system. The cab is pressurized to minimize odors and dust.



Trash Rack

The see-through vertical bars of the trash rack are designed to ensure good operator visibility. The trash rack and blade are both painted matte black to reduce glare.




PERFORMANCE FEATURES

KOMATSU NEW ENGINE TECHNOLOGIES

New Tier 4 Final Engine

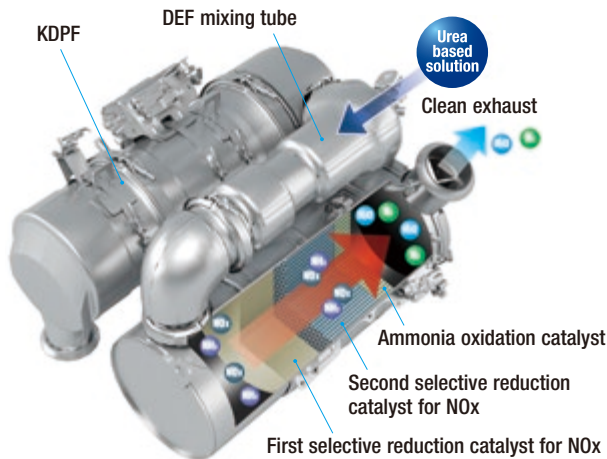
The Komatsu SAA6D114E-6 engine is EPA Tier 4 Final emissions certified and provides exceptional performance while reducing fuel consumption. Based on Komatsu proprietary technologies developed over many years, this new diesel engine reduces nitrogen oxides (NOx) by more than 80% when compared to Tier 4 interim levels. Through the in-house development and production of engines, electronics, and hydraulic components, Komatsu has achieved great advancements in technology, providing high levels of performance and efficiency in virtually all applications.



Technologies Applied to New Engine

Heavy-duty aftertreatment system

This new system combines a Komatsu Diesel Particulate Filter (KDPF) and Selective Catalytic Reduction (SCR). The SCR NOx reduction system injects the correct amount of DEF at the proper rate, thereby decomposing NOx into non-toxic water (H₂O) and nitrogen gas (N₂).



Advanced Electronic Control System


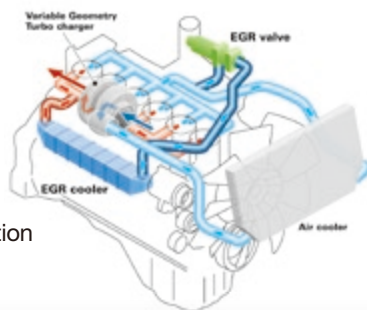
The electronic control system performs high-speed processing of all signals from sensors installed in the vehicle providing total control of equipment in all conditions of use. Engine condition information is displayed via an on-board network to the monitor inside the cab, providing necessary information to the operator. Additionally, managing the information via KOMTRAX helps customers keep up with required maintenance.

Variable Geometry Turbocharger (VGT) system

The VGT system features proven Komatsu design hydraulic technology for variable control of air-flow and supplies optimal air according to load conditions. The upgraded version provides better exhaust temperature management.

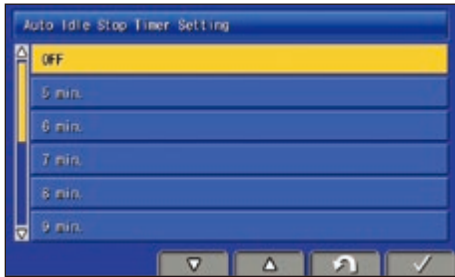
Heavy-duty cooled Exhaust Gas Recirculation (EGR) system

The system recirculates a portion of exhaust gas into the air intake and lowers combustion temperatures, thereby reducing NOx emissions. EGR gas flow has been decreased for Tier 4 Final with the addition of SCR technology. The system achieves a dynamic reduction of NOx, while helping reduce fuel consumption below Tier 4 Interim levels.



Komatsu Auto Idle Shutdown

Komatsu auto idle shutdown automatically shuts the engine down after idling for a set period of time to reduce unnecessary fuel consumption and exhaust emissions. The amount of time before the engine is shutdown can be easily programmed from 5 to 60 minutes.



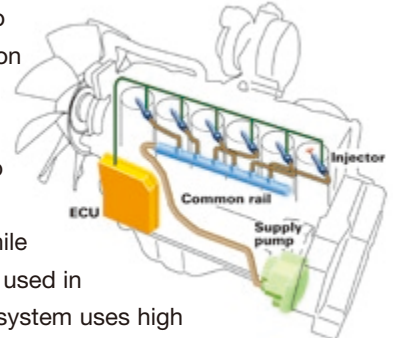
Secondary Engine Shutdown Switch

A secondary switch is at the side of the front console to shut down the engine.



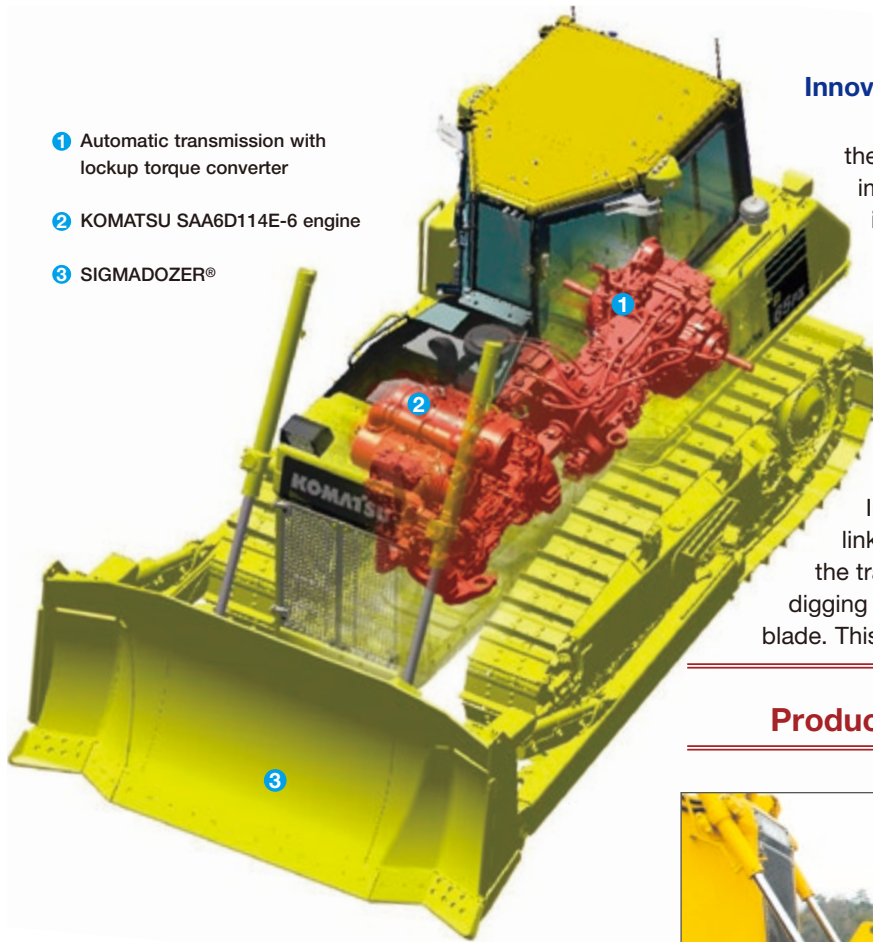
Heavy-Duty High-Pressure Common Rail (HPCR) Fuel Injection System

The system is designed to achieve an optimal injection of high-pressure fuel by means of computerized control, providing close to complete combustion to reduce PM emissions. While this technology is already used in current engines, the new system uses high pressure injection, thereby reducing both PM emissions and fuel consumption over the entire range of engine operating conditions. The Tier 4 Final engine has advanced fuel injection timing for reduced fuel consumption and lower soot levels.



PRODUCTIVITY & FUEL ECONOMY FEATURES

- 1 Automatic transmission with lockup torque converter
- 2 KOMATSU SAA6D114E-6 engine
- 3 SIGMADOZER®



Innovative SIGMADOZER®

Based on a completely new digging theory, SIGMADOZER® dramatically improves dozing performance and increases productivity. A new frontal design concept adopted for digging and rolling up at the center of the blade increases soil holding capacity and simultaneously reduces sideway spillage. Reduced digging resistance produces smoother flow of material, enabling the dozing of larger quantities of material with less power. In addition, adoption of a new blade linkage system holds the blade closer to the tractor for improved visibility, enhanced digging force and reduced lateral sway of the blade. This is the next generation of dozer blades.

Production increased by 15%

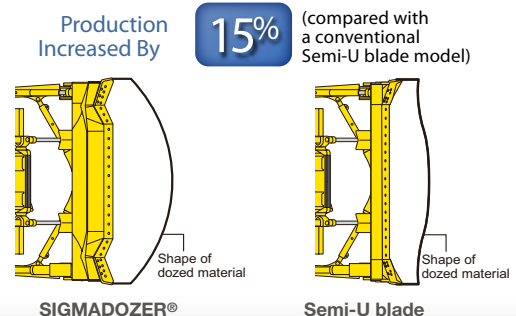
Compared to conventional Semi-U blade



SIGMADOZER®



Semi-U blade



New Fuel Efficient Bulldozer

The new D65EX/PX/WX-18 has achieved both high levels of productivity and fuel economy with the SIGMADOZER® blade, automatic transmission with lockup torque converter and new Tier 4 Final engine. The SIGMADOZER® blade, based on completely new digging theory, dramatically increases production. This bulldozer significantly improves fuel efficiency compared with our conventional model.

SIGMADOZER®



Automatic transmission with lockup torque converter



Tier 4 Final engine

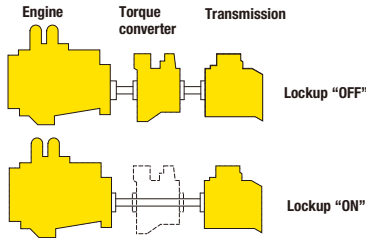


FUEL EFFICIENCY:
30% increase

Compared to machine with Semi-U blade and manual shift transmission

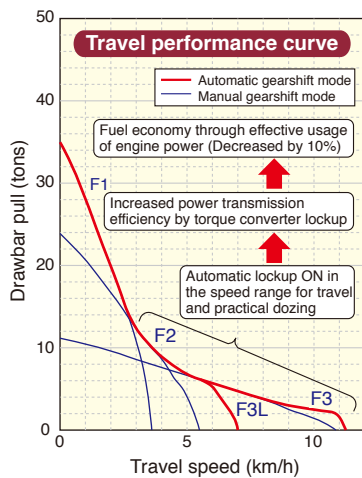
Automatic Transmission with Lockup Torque Converter

A sharp reduction in fuel consumption and greater power train efficiency is achieved by the automatic gearshift transmission and lock up torque converter. The automatic gearshift transmission selects the optimal gear range depending on the working conditions and load. This means the machine is designed to operate at maximum efficiency. (Manual gearshift mode is selectable with a switch)



Fuel consumption reduced by 10%


Compared to machine with manual shift transmission



Lockup mechanism of torque converter is automatically actuated to transfer engine power directly to the transmission in usual dozing speed range. Locking up the torque converter eliminates loss of horsepower by 10%. Because the electronically controlled engine is extremely efficient, a decrease in fuel consumption is realized while also maintaining machine power.

Power angle tilt blade (PX)

A power angle tilt dozer blade with highly durable box-structure frame is available as an option for the PX machine. The hydraulic tilt and angle function expands versatility and productivity in a variety of applications.



Automatic/Manual Gearshift Selectable Mode

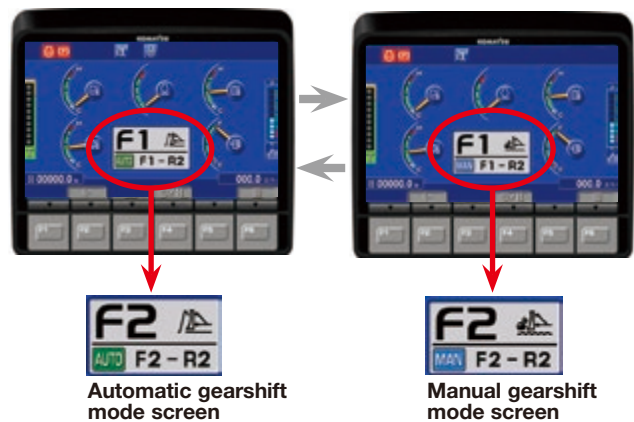
Automatic or manual gearshift modes can be selected to suit the work at hand. Changing modes is achieved by simply pressing a button on the monitor.

Automatic gearshift mode

The mode for general dozing. When a high load is encountered, the transmission automatically shifts down, and when the load is released, it automatically shifts up to quickly and efficiently carry the material. This mode optimizes fuel use and production. The torque converter lockup mechanism is actuated according to load, creating a direct connection between the engine and tracks.

Manual gearshift mode

The mode for dozing and ripping rough ground. When enabled, the transmission automatically shifts down when a high load is encountered, but does not shift up when the load is off. The operator can specify whether the auto shift down function is enabled or disabled in manual gearshift mode by selection in the monitor.



Selectable Working Mode

Working mode P is the mode aiming for powerful operation and maximum production and mode E for general dozing applications with adequate speed and power while saving energy. For CO₂ reduction and energy saving, the monitor panel allows for switching the working mode with ease, depending on the work at hand.

P mode (Power mode)

With P mode, the engine outputs its full power, allowing the machine to perform the work requiring large production, heavy-load work, and uphill work.

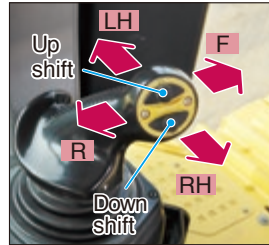
E mode (Economy mode)

With E mode, the engine outputs enough power for the work without delivering unnecessary power. This mode allows for energy saving operation and is suitable for the work on a ground where the machine may cause shoe slip and the work not requiring large power such as downhill dozing, leveling and light-load work.

CONTROL FEATURES

Palm Command Electronic Controlled Travel Control Joystick

Palm command travel joystick provides the operator with a relaxed posture and superb fine control without operator fatigue. Transmission gear shifting is simplified with thumb push buttons.



Gearshift Pattern Preset Function

When the gearshift pattern is set to either <F1-R2>, <F2-R1>, <F2-R2>, <F2-R3L> or <F3L-R3L> in the automatic gearshift mode, the gear automatically shifts to the preset gear when the travel control joystick is set to Forward or Reverse position, reducing round trip repetition work time and operator's efforts. Gearshift pattern <F2-R3L> and <F3L-R3L> are added for high speed leveling operation.

Electronic Controlled Modulation Valve (ECMV) Controlled Transmission and Brakes

Controller automatically adjusts each clutch engagement depending on travel conditions, providing smooth shockless clutch engagement, improved component life and operator ride comfort.

Hydrostatic Steering System (HSS) – Smooth, Powerful Turning

The engine power is transmitted to both tracks without power interruption on the inside track for smooth, powerful turns. Counter-rotation while in neutral is available for minimum turning radius providing excellent maneuverability.

Selectable Auto Downshift in Manual Mode

Auto downshift can now be turned off in manual mode in the mode select section of the monitor. The operator can have full control over the downshift in manual mode.



Automatic gearshift mode

F1-R1 MODE
Press DOWN switch ↑ ↓ Press UP switch

F1-R2 MODE
Press DOWN switch ↑ ↓ Press UP switch

F2-R1 MODE
Press DOWN switch ↑ ↓ Press UP switch

F2-R2 MODE
Press DOWN switch ↑ ↓ Press UP switch

F2-R3L MODE
Press DOWN switch ↑ ↓ Press UP switch

F3L-R3L MODE

Manual gearshift mode

F1-R1 MODE
Press DOWN switch ↑ ↓ Press UP switch

F1-R2 MODE
Press DOWN switch ↑ ↓ Press UP switch

F2-R1 MODE
Press DOWN switch ↑ ↓ Press UP switch

F2-R2 MODE
Press DOWN switch ↑ ↓ Press UP switch

F2-R3 MODE



WORKING ENVIRONMENT



Integrated ROPS Cab

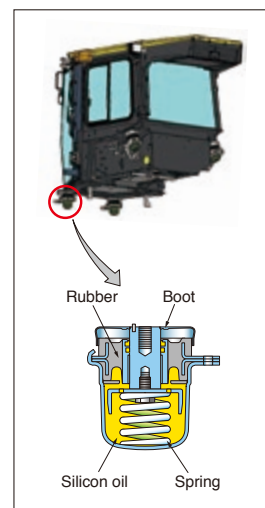
The D65EX/PX/WX-18 has a strong integrated ROPS cab. High rigidity and superb sealing performance sharply reduce noise and vibration for the operator and helps prevent dust from entering the cab. This provides the operator a comfortable working environment. In addition, side visibility is increased because additional external ROPS structure and posts are not required. Outstanding visibility has been achieved.



Comfortable Ride with New Operator Seat and Cab Damper Mounting

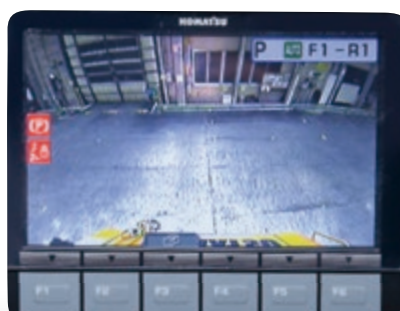
New operator seat is equipped with lumbar support, tilting adjust function and electric heater. It is easy to adjust to the operator's shape and various working conditions and provides for comfortable operation. Also standard seat heat makes it possible to work comfortably in the winter.

The D65EX/PX/WX-18's cab mount uses a cab damper which provides excellent shock and vibration absorption capacity with its long stroke. Cab damper mounts soften shocks and vibration while traveling over adverse conditions, which conventional mounting systems are unable to match. The cab damper spring isolates the cab from the machine body, suppressing vibration and providing a quiet, comfortable operating environment.



Rear View Monitoring System

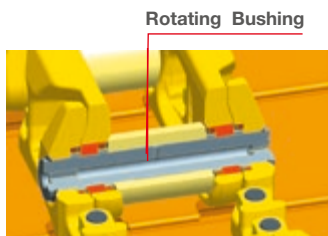
The operator can view the rear of the machine with a color monitor screen.



RELIABILITY & MAINTENANCE FEATURES

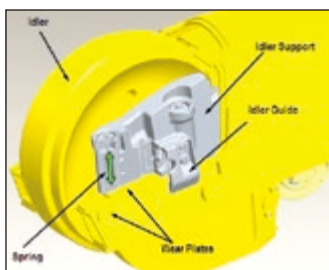
Parallel Link Undercarriage System (PLUS)

Komatsu's innovative Parallel Link Undercarriage System features a rotary bushing that demonstrates high durability in any working conditions. Allowing the bushing to rotate virtually eliminates bushing wear, resulting in doubled service life of the undercarriage when compared with the conventional undercarriage. In addition, wear limits of the link and carrier roller are increased to balance with the extended service life of the bushing.



Self-adjusting Idler Support

Self-adjusting idler support applies a constant spring force to the wear plate of the idler guide to eliminate the play of the idler. This results in reduced noise and vibration as well as extended service life of the wear plate.



Oil Pressure Checking Ports

Pressure checking ports for power train components are centralized to promote quick and simple diagnosis.


Wide Core Cooling System

In addition to improved engine compartment sealing, a wide core cooling system is standard. Radiator, oil cooler and charge air cooler use large square-wave fins spaced at 6 fins per inch. This allows more material to pass through, which helps self-cleaning and reduces maintenance.



Multi-monitor with Troubleshooting Function to Help Prevent Critical Machine Trouble

Various meters, gauges and warning functions are centrally arranged on the multi-monitor. The monitor simplifies start-up inspection and promptly warns the operator with a lamp and buzzer if any abnormalities should occur. In addition, countermeasures are indicated in 4 levels to help prevent major problems. Replacement times for oil and filters are also indicated.




Maintenance Function

When the machine reaches the replacement interval for oil and filters, the monitor panel will display lights to inform the operator.



Battery Disconnect Switch

A standard battery disconnect switch allows a technician to disconnect the power supply before servicing the machine.



KOMTRAX EQUIPMENT MONITORING

GET THE WHOLE STORY WITH
KOMTRAX[®]

✓ WHAT

- KOMTRAX is Komatsu's remote equipment monitoring and management system
- KOMTRAX **continuously monitors and records** machine health and operational data
- Information such as fuel consumption, utilization, and a detailed history **lowering owning and operating cost**

✓ WHO

- KOMTRAX is **standard** equipment on all Komatsu construction products

✓ WHEN

- Know when your machines are **running or idling** and make decisions that will improve your fleet utilization
- Detailed movement records ensure you know when and where your equipment is moved
- Up to date records allow you to **know when maintenance is due** and help you plan for future maintenance needs

✓ WHERE

- KOMTRAX data **can be accessed virtually anywhere** through your computer, the web or your smart phone
- Automatic alerts keep fleet managers up to date on the latest machine notifications

✓ WHY

- Knowledge is power - **make informed decisions** to manage your fleet better
- Knowing your idle time and fuel consumption will help maximize your machine efficiency
- **Take control of your equipment** - any time, anywhere



KOMTRAX[®]

For construction and compact equipment.

KOMTRAX Plus[®]

For production and mining class machines.

KOMATSU PARTS & SERVICE SUPPORT



KOMATSU CARE®

Program Includes:

*The D65EX/PX/WX-18 comes standard with complimentary factory scheduled maintenance for the first 3 years or 2,000 hours, whichever comes first.

Planned Maintenance Intervals at:

500/1000/1500/2000 hour intervals. (250 hr. initial interval for some products) Complimentary Maintenance Interval includes: Replacement of Oils & Fluid Filters with genuine Komatsu Parts, 50-Point inspection, Komatsu Oil & Wear Analysis Sampling (KOWA) / Travel & Mileage (distance set by distributor; additional charges may apply).

Benefits of Using Komatsu CARE

- Assurance of Proper Maintenance with OEM Parts & Service
- Increased Uptime & Efficiency
- Factory Certified Technicians Performing Work
- Cost of Ownership Savings
- Transferable Upon Resale

Complimentary KDPF System Maintenance

The D65EX/PX/WX-18 comes standard with 2 Complimentary KDPF Exchange Units for the first 5 years at the suggested KDPF Exchange Units Service Intervals of 4,500 hours and 9,000 hours during the first 5 years. End User must have authorized Komatsu distributor perform the removal and installation of the KDPF.

Complimentary SCR System Maintenance

The D65EX/PX/WX-18 also includes 2 factory recommended services of the Selective Catalytic Reduction (SCR) Diesel exhaust fluid (DEF) system during the first 5 years—including:

- Factory recommended DEF tank flush and strainer cleaning at 4,500 hours and 9,000 hours

Komatsu CARE® – Advantage Extended Coverage

- Extended Coverage can provide peace of mind by protecting customers from unplanned expenses that effect cash flow
- Purchasing extended coverage locks-in the cost of covered parts and labor for the coverage period and helps turn these into fixed costs



Komatsu Oil and Wear Analysis (KOWA)

- KOWA detects fuel dilution, coolant leaks, and measures wear metals
- Proactively maintain your equipment
- Maximize availability and performance
- Can identify potential problems before they lead to major repairs
- Reduce life cycle cost by extending component life

KOMATSU CARE D65EX/PX/WX-18				
Interval PM	500	1000	1500	2000
KOWA SAMPLING – (Engine, Hydraulics, L & R Final Drives)	✓	✓	✓	✓
LUBRICATE MACHINE	✓	✓	✓	✓
CHANGE ENGINE OIL	✓	✓	✓	✓
REPLACE ENGINE OIL FILTER	✓	✓	✓	✓
REPLACE FUEL PRE-FILTER	✓	✓	✓	✓
CLEAN FUEL STRAINER	✓	✓	✓	✓
REPLACE POWER TRAIN OIL FILTER	✓	✓	✓	✓
DRAIN FUEL TANK SEDIMENT	✓	✓	✓	✓
REPLACE A/C FRESH & RECIRCULATION FILTERS	✓	✓	✓	✓
CLEAN AIR CLEANER ELEMENT	✓	✓	✓	✓
COMPLETE 50 POINT INSPECTION FORM; LEAVE PINK COPY WITH CUSTOMER OR IN CAB	✓	✓	✓	✓
RESET MONITOR PANEL MAINTENANCE COUNTER FOR APPROPRIATE ITEMS	✓	✓	✓	✓
REPLACE FUEL MAIN FILTER		✓		✓
CHANGE POWER TRAIN OIL		✓		✓
CLEAN POWER TRAIN STRAINER		✓		✓
CLEAN SCAVENGING PUMP STRAINER		✓		✓
CHECK DAMPER CASE OIL LEVEL		✓		✓
CHANGE FINAL DRIVE OIL		✓		✓
REPLACE HYDRAULIC TANK BREATHER ELEMENT		✓		✓
REPLACE FUEL TANK BREATHER ELEMENT		✓		✓
REPLACE DEF TANK BREATHER ELEMENT		✓		✓
CLEAN POWER TRAIN CASE BREATHER		✓		✓
CHANGE HYDRAULIC OIL				✓
REPLACE HYDRAULIC FILTER				✓
CLEAN HYDRAULIC TANK STRAINER				✓
CHANGE DAMPER CASE OIL				✓
REPLACE KCCV FILTER				✓
REPLACE DEF FILTER				✓
FACTORY TRAINED TECHNICIAN LABOR	✓	✓	✓	✓
2 KDPF Exchanges at 4,500 Hrs and 9,000 Hrs.				
2 SCR System Maintenance Services at 4,500 Hrs. and 9,000 Hrs.				

Komatsu Parts Support

- 24/7/365 to fulfill your parts needs
- 9 parts Distribution Centers strategically located across the U.S. and Canada
- Distributor network of more than 300 locations across U.S. and Canada to serve you
- Online part ordering through Komatsu eParts
- Remanufactured components with same-as-new warranties at a significant cost reduction



* Certain exclusions and limitations apply. Refer to the customer certificate for complete program details and eligibility. Komatsu® and Komatsu Care® are registered trademarks of Komatsu Ltd. Copyright 2017 Komatsu America Corp.

D65EX/PX/WX-18 WASTE HANDLER

SPECIFICATIONS



ENGINE

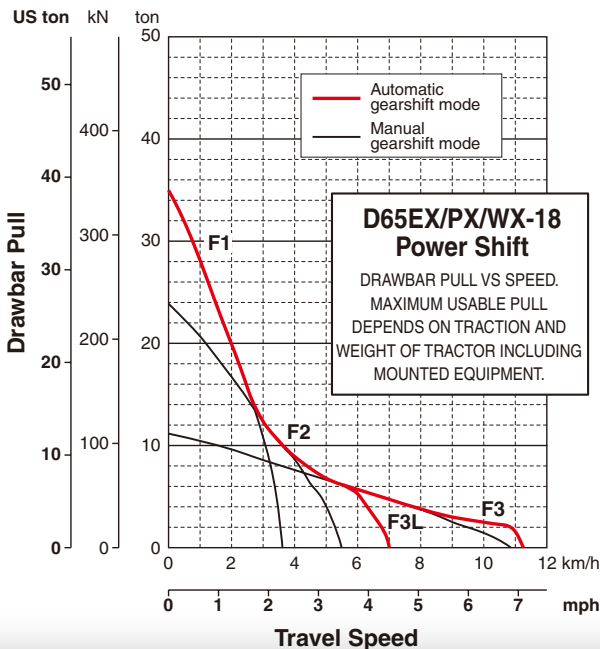
Model.....Komatsu SAA6D114E-6*
 Type 4-cycle, water-cooled, direct injection
 Aspiration..... Variable geometry turbocharged, air-to-air aftercooled
 Number of cylinders..... 6
 Bore x stroke..... 114 mm x 144.5 mm **4.49" x 5.69"**
 Piston displacement..... 8.85 ltr **540 in³**
 Governor.....All-speed and mid-range, electronic
 Horsepower
 SAE J1995..... Gross 164 kW **220 HP**
 ISO 9249 / SAE J1349.....Net 162 kW **217 HP**
 Rated rpm..... 1950 rpm
 Fan drive typeHydraulic
 Lubrication system
 Method..... Gear pump, force lubrication
 Filter..... Full-flow
 *EPA Tier 4 Final emissions certified



TORQFLOW TRANSMISSION

Komatsu TORQFLOW transmission consists of a water-cooled, 3-element, 1-stage, 2-phase, torque converter with lockup clutch, and a planetary gear, multiple-disc clutch transmission which is electronically controlled, hydraulically actuated and force-lubricated for optimum heat dissipation. Shift lock lever and neutral safety switch.

Travel speed	Forward	Reverse
1st	3.7 km/h 2.3 mph	4.5 km/h 2.8 mph
2nd	5.6 km/h 3.5 mph	6.7 km/h 4.2 mph
3rd L	7.3 km/h 4.5 mph	8.7 km/h 5.4 mph
3rd	11.3 km/h 7.0 mph	13.6 km/h 8.5 mph



STEERING SYSTEM

Palm Command Control System (PCCS) lever controls for all directional movements. Pushing the PCCS lever forward results in forward machine travel, while pulling it rearward reverses the machine. Simply tilt the PCCS lever to left to make a left turn. Tilt it to the right for a right turn.

Hydrostatic Steering System (HSS) is powered by steering planetary units and a hydraulic pump and motor. Counter-rotation turns are also available. Wet, multiple-disc, pedal-controlled service brakes are spring-actuated and hydraulically released. Gear shift lock lever also applies parking brake.

Minimum turning radius	
D65EX-18.....	1.9 m 6'3"
D65PX-18.....	2.2 m 7'3"
D65WX-18.....	2.1 m 6'11"



UNDERCARRIAGE

Suspension..... Oscillating equalizer bar and pivot shaft
 Track roller frame Monocoque, large section, durable construction

Rollers and idlers Lubricated

Track shoes

Parallel Link Undercarriage System (PLUS) with lubricated rotating bushings for extended system wear life and lower maintenance costs. Track tension is easily adjusted with grease gun.

Tractor for outside mounted blade (Straight Tilt, SIGMADOZER)*

	D65EX-18	D65PX-18	D65WX-18
Number of track rollers (each side)	7	8	7
Type of shoes (standard)	Single grouser	Single grouser	Single grouser
Number of shoes (each side)	42	45	42
Grouser height	mm in 65 2.6"	65 2.6"	65 2.6"
Shoe width (standard)	mm in 610 24"	915 36"	760 30"
Ground contact area	cm ² 36234	59935	45145
	in ² 5,616	9,290	6,997
Ground pressure (tractor)	kPa 49.5	32.7	41.1
	kgf/cm ² 0.51	0.33	0.42
	psi 7.22	4.69	5.97
Track gauge	mm ft.in 1880 6'2"	2050 6'9"	2050 6'9"
Length of track on ground	mm ft.in 2970 9'9"	3275 10'9"	2970 9'9"

Tractor for inside mounted blade (PAT)*

	D65PX-18
Number of track rollers (each side)	8
Type of shoes (standard)	Single grouser
Number of shoes (each side)	45
Grouser height	mm in 65 2.6"
Shoe width (standard)	mm in 760 30"
Ground contact area	cm ² 49780
	in ² 7,716
Ground pressure (tractor)	kPa 39.3
	kgf/cm ² 0.40
	psi 5.69
Track gauge	mm ft.in 2230 7'4"
Length of track on ground	mm ft.in 3275 10'9"

*See page 14 for tractor/blade combinations.

SPECIFICATIONS



FINAL DRIVES

Double-reduction final drive of spur and planetary gear sets to increase tractive effort and reduce gear tooth stresses for long final drive life. Segmented sprocket teeth are bolt-on for easy replacement.



SERVICE REFILL CAPACITIES

Fuel tank	415 ltr	109.6 U.S. gal
DEF tank	23.5 ltr	6.2 U.S. gal
Coolant	49 ltr	12.9 U.S. gal
Engine.....	30.5 ltr	8.1 U.S. gal
Torque converter, transmission, bevel gear, and steering system	48 ltr	12.7 U.S. gal
Final drive (each side)		
D65EX-18	16.5 ltr	4.4 U.S. gal
D65PX-18	22 ltr	5.8 U.S. gal
D65WX-18	22 ltr	5.8 U.S. gal



HYDRAULIC SYSTEM

Closed-center load sensing system (CLSS) designed for precise and responsive control, and for efficient simultaneous operation.

Hydraulic control units:

All spool valves externally mounted beside the hydraulic tank.
Piston type hydraulic pump with capacity (discharge flow) of 248 ltr/min **65.5 U.S. gal/min** at rated engine rpm.

Relief valve setting 27.9 MPa 285 kg/cm² **4,050 psi**

Control valves:

Spool control valves for SIGMADOZER® or straight tilt dozer

Positions: Blade lift Raise, hold, lower, and float
Blade tilt Right, hold, and left
Rear attachment..... Raise, hold, and lower

Spool control valves for Power Angle Tilt dozer (PX)

Positions: Blade lift Raise, hold, lower, and float
Blade tilt Right, hold, and left
Blade angle Right, hold, and left
Rear attachment..... Raise, hold, and lower

Hydraulic cylinders..... Double-acting, piston

	Number of cylinders	Bore	
		SIGMADOZER® Straight Tilt Dozer	Power Angle Power Tilt Dozer (PX)
Blade lift	2	85 mm 3.3"	90 mm 3.5"
Blade tilt	1	125 mm 4.9"	130 mm 5.1"
Blade angle	2	N/A	110 mm 4.3"
Ripper lift	1	125 mm 4.9"	125 mm 4.9"
Pitch angle	1	39° - 53°	52° - 58°

Hydraulic oil capacity (refill): 62 ltr **16.4 U.S. gal**

Ripper equipment (additional volume):

Multi-shank ripper 7 ltr **1.8 U.S. gal**



DOZER EQUIPMENT

Blade capacities are based on the SAE recommended practice J1265.

Use of high tensile strength steel in moldboard for strengthened blade construction.

	Overall Length With Dozer mm ft.in	Blade Capacity m ³ yd ³	Blade Width x Height mm ft.in	Max. Lift Above Ground mm ft.in	Max. Drop Below Ground mm ft.in	Max. Tilt Adjustment mm ft.in	Weight Dozer equipment kg lb	Ground Pressure* kPa kg/cm ² psi
D65PX-18 Straight Tilt Dozer	5952 19'7"	9.9 12.9	3970 x 1800 13'0" x 5'11"	1130 3'8"	535 1'9"	890 2'11"	2405 5,301	39.4/0.40/ 5.72
D65WX-18 SIGMADOZER®	5772 19'0"	13.1 17.2	3580 x 2125 11'9" x 7'0"	1135 3'9"	500 1'8"	770 2'6"	3334 7,350	52.6/0.54/ 7.62
D65EX-18 Semi-U Dozer	5586 18'6"	11.3 14.8	3470 x 2109 11'5" x 5'11"	1098 3'7"	440 1'5"	878 2'10"	2462 5,428	61.7/0.63/ 8.95
D65PX-18 Power Angle Tilt Dozer	6062 19'11"	11.5 15.1	4010 x 1935 13'2" x 6'4"	1170 3'10"	695 2'3"	520 1'8"	3295 7,262	50.3/0.51/ 7.30

*Ground pressure shows tractor, ROPS cab, full fluids, operator, standard waste handler equipment and applicable blade.

D65EX/PX/WX-18 WASTE HANDLER

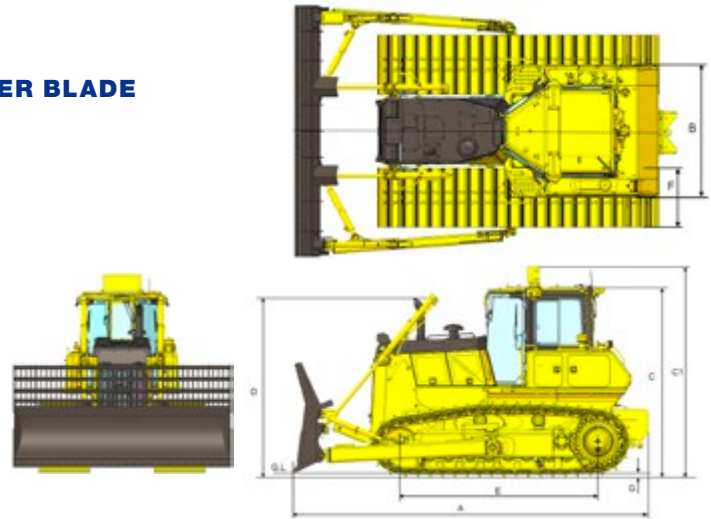


DIMENSIONS – OUTSIDE MOUNTED DOZER BLADE

	D65EX-18 Semi-U		D65PX-18 Straight Tilt Dozer		D65WX-18 SIGMADOZER®	
A	5586 mm	18'6"	5952 mm	19'7"	5772 mm	19'0"
B	1880 mm	6'2"	2050 mm	6'9"	2050 mm	6'9"
C	3160 mm	10'5" *	3160 mm	10'5" *	3160 mm	10'5" *
C1	3506 mm	11'7"	3506 mm	11'7"	3506 mm	11'7"
D	3085 mm	10'1"	3085 mm	10'1"	3085 mm	10'1"
E	2970 mm	9'9"	3275 mm	10'9"	2970 mm	9'9"
F	610 mm	24"	915 mm	36"	760 mm	30"
G	65 mm	2.6"	65 mm	2.6"	65 mm	2.6"

*3350 mm **11'0"** is overall height if Komatsu sweeps are installed.

Ground clearance 415 mm **1'4"**



Shown with Straight Blade (D65PX-18) single grouser shoe.

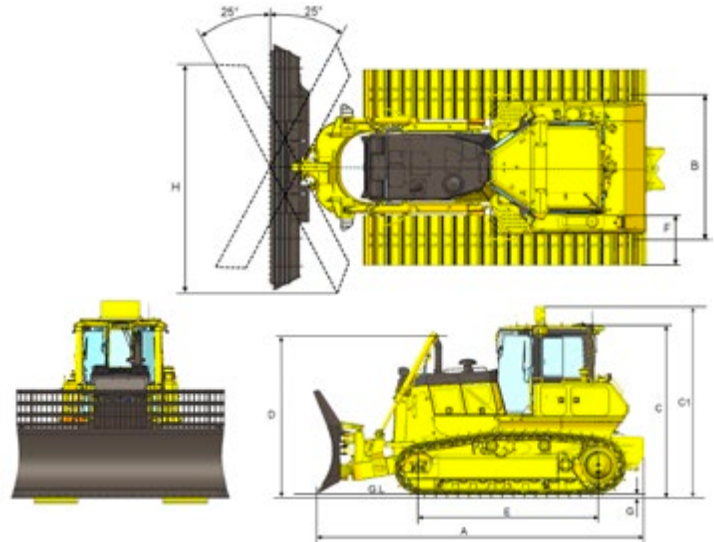


DIMENSIONS – PAT DOZER BLADE

	D65PX-18 PAT Dozer	
A	6062 mm	19'11"
B	2230 mm	7'4"
C	3160 mm	10'5" *
C1	3506 mm	11'7"
D	3085 mm	10'1"
E	3275 mm	10'9"
F	760 mm	30"
G	65 mm	2.6"
H	3670 mm	12'0"

*3350 mm **11'0"** is overall height if Komatsu sweeps are installed.

Ground clearance 415 mm **1'4"**



Shown with Power Angle Tilt Dozer (D65PX-18) single grouser shoe.



OPERATING WEIGHT

Tractor weight:

Including ROPS cab, rated capacity of lubricant, hydraulic control unit, coolant, full fuel tank, operator, and standard equipment.

D65EX-18	18420 kg	40,520 lb
D65PX-18	20000 kg	44,000 lb
D65WX-18	18930 kg	41,650 lb

Operating weight:

Including Semi-U (EX), straight tilt dozer (PX), or SIGMADOZER® (WX), landfill counterweight, rear striker bars, ROPS cab, operator, standard waste handler package equipment, rated capacity of lubricant, coolant and full fuel tank.

D65EX-18	22797 kg	50,259 lb
D65PX-18	24102 kg	53,136 lb
D65WX-18	24199 kg	53,350 lb

for PAT dozer (PX)

D65PX-18	25554 kg	56,337 lb
----------------	----------	------------------



STANDARD EQUIPMENT FOR BASE MACHINE*

- Air cleaner, double element with dust indicator
- Auto idle shutdown function
- Backup alarm
- Batteries, 200 Ah/2 x 12V
- Battery disconnect switch
- Blade lift cylinders
- Color monitor, LCD
- Decelerator pedal
- Engine hood
- Engine intake centrifugal precleaner
- Engine, gull-wing side covers
- Engine shutdown secondary switch
- Fenders
- Front pull hook
- High mount foot rests
- Horn, warning
- Hydraulics for rear equipment
- KOMTRAX® Level 5
- Komatsu Diesel Particulate Filter (KDPF)
- Komatsu Variable Geometry Turbocharger (KVTG)
- Locks, filler caps and covers
- Muffler with curved exhaust pipe
- Oil pressure check ports for power train
- Operator ID function
- PM service connector
- Radiator mask, heavy-duty, hinged, perforated
- Radiator reserve tank
- Rear cover
- ROPS cab**
 - 75 dB operator ear noise level
 - Air conditioner
 - Cab accessories
 - 12V power supply (2 ports)
 - Cup holder
 - Rearview mirror
 - Rear view monitoring (1 camera)
 - AM/FM Radio w/remote AUX plug (3.5 mm)
 - Shovel holder
 - Work lights
 - 2 front, cab mounted
 - 1 rear, left fender mounted
 - 2 rear, cab mounted
- Seat, air suspension, fabric, heated low back, rotates 12.5° to right, headrest
- Seat belt, 76 mm **3"**, retractable
- Seat belt indicator
- Sealed electrical connectors
- Secondary engine shutoff switch
- Starting motor, 11.0 kW/24V
- Steering system:
 - Hydrostatic Steering System (HSS)
- Torque converter with auto lock-up
- Track roller guards, center and end sections
- Track shoe assembly
 - Heavy-Duty lubricated rotary bushing (PLUS) track
 - 610 mm **24"** single grouser shoe (EX with outside mount blade)
 - 760 mm **30"** single grouser shoe (WX with outside mount blade)
 - 760 mm **30"** single grouser shoe (PX with PAT)
 - 915 mm **36"** single grouser shoe (PX with outside mount blade)
- Transmission with auto/manual shift modes
- Underguards, heavy duty
 - Hinged belly pan
 - Transmission
- Water separator
- Wide core cooling package

* Dozer assembly and rear mounted equipment are not included in base machine standard equipment

** Cab meets OSHA/MSHA ROPS and FOPS Level 2 standards



STANDARD WASTE HANDLER PACKAGE EQUIPMENT

- Trash rack
- Rear counterweight (with striker bars) HD 1046 kg **2,306 lb**
 - 8 plates @ 44 kg **97 lb** each
- 140 Amp alternator/24 V
- Front striker bars
- Rear striker bars
- Deflector bars
- Engine air cleaner
- Cab air cleaner
- Tank guards
- Roof mounted AC
- Engine thermal wraps
- KDPF cover
- Additional work lights
 - 4 additional
 - cylinder mounted
- Additional hood perforations
- Auto reversing fan
- 2 piece radiator door
- Powered belly pan winch



OPTIONAL EQUIPMENT

- Alternator precleaner kit
- Powered cab air precleaner
- Straight tilt frame for use with allied blades
- Topcon® Plug-N-Play bolt-on finishing kit
- Track roller guard, full length
- Track shoe hole

Multi-shank ripper (for D65EX/WX)

Weight..... 1920 kg **4,230 lb**
 Beam length..... 2170 mm **7'1"**
 Maximum lift above ground..... 640 mm **2'1"**



ALLIED MANUFACTURER'S ATTACHMENTS (SHIPPED LOOSE)

- Guarding - Medford
 - Front sweeps (open top) 299 kg **660 lb**
 - Front sweeps (w/ top cover plate) 481 kg **1060 lb**
 - Hinged cab side screens 79 kg **175 lb**
- Hinged cab rear screen 91 kg **200 lb**
- Hydraulic winch - Allied H6H 1325 kg **2,900 lb**
- Mechanical angle blade - Rockland 1100 kg **2,425 lb**



EN-D65BR01-1022-V2

©2022 Komatsu America Corp.

AD04 (Electronic View Only)

10/22 (EV-3)

KOMATSU®

Note: All comparisons and claims of improved performance made herein are made with respect to the prior Komatsu model unless otherwise specifically stated.

www.komatsuamerica.com

Komatsu America Corp. is an authorized licensee of Komatsu Ltd. Materials and specifications are subject to change without notice

KOMATSU®, Komatsu Care®, KOMTRAX® and KOMTRAX Plus® are registered trademarks of Komatsu Ltd. All other trademarks and service marks used herein are the property of Komatsu Ltd., Komatsu America Corp. or their respective owners or licensees.

D65EX/PX/WX-18 WASTE HANDLER