

Corporate Information

(As of March 31, 2009)

Outline

Name	Komatsu Ltd.
Head Office	2-3-6 Akasaka, Minato-ku, Tokyo 107-8414, Japan
Date of Establishment	May 13, 1921
Common Stock Outstanding	Consolidated: ¥67,870 million (US\$686 million) based on U.S. GAAP Non-consolidated: ¥70,120 million (US\$708 million)
Number of Employees	Consolidated: 39,855 Non-consolidated: 7,818

Shareholder Information

Shares of Common Stock Issued and Outstanding	998,744,060 shares
Number of Shareholders	305,176
Number of Shares per Trading Unit	100
Securities Code	6301 (Japan)
Stock Listings	Tokyo and Osaka
Transfer Agent for Common Stock/ Management Institution for Special Account	Mitsubishi UFJ Trust and Banking Corporation 4-5, Marunouchi 1-chome, Chiyoda-ku, Tokyo 100-8212, Japan
Depositories (ADRs)	The Bank of New York Mellon 101 Barclay Street, New York, NY 10286, U.S.A. Tel: +1-(201)-680-6825 U.S.TollFree: 1-888-269-2377 (888-BNY-ADRS) URL: http://www.adrbnymellon.com Ticker Symbol: KMTUY

Major Shareholders (Top Ten)

As of March 31, 2009

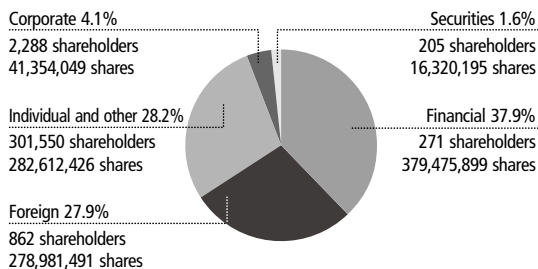
Name of shareholders	Number of shares held (in thousands)	Equity ratio (%)
Japan Trustee Services Bank, Ltd. (Trust Account)	62,830	6.4
The Master Trust Bank of Japan, Ltd. (Trust Account)	51,689	5.3
Japan Trustee Services Bank, Ltd. (Trust Account 4G)	49,046	5.0
Taiyo Life Insurance Company	42,000	4.3
Nippon Life Insurance Company	33,283	3.4
Sumitomo Mitsui Banking Corporation	17,835	1.8
JPMorgan Chase Bank 380055	17,593	1.8
The Bank of New York Mellon as Depository Bank for Depository Receipt Holders	14,785	1.5
NIPPONKOA Insurance Co., Ltd.	13,962	1.4
Komatsu Employees Shareholding Association	11,175	1.1

Notes: 1. Equity ratio is calculated by subtracting treasury stock.

2. Although Komatsu Ltd. holds 30,340 thousand shares of treasury stock, it is excluded from the Major Shareholders list above.

Percentage of Shareholders

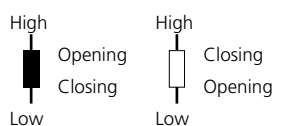
As of March 31, 2009



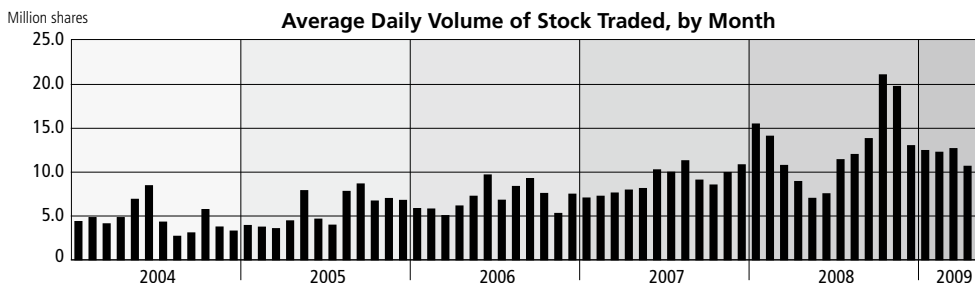
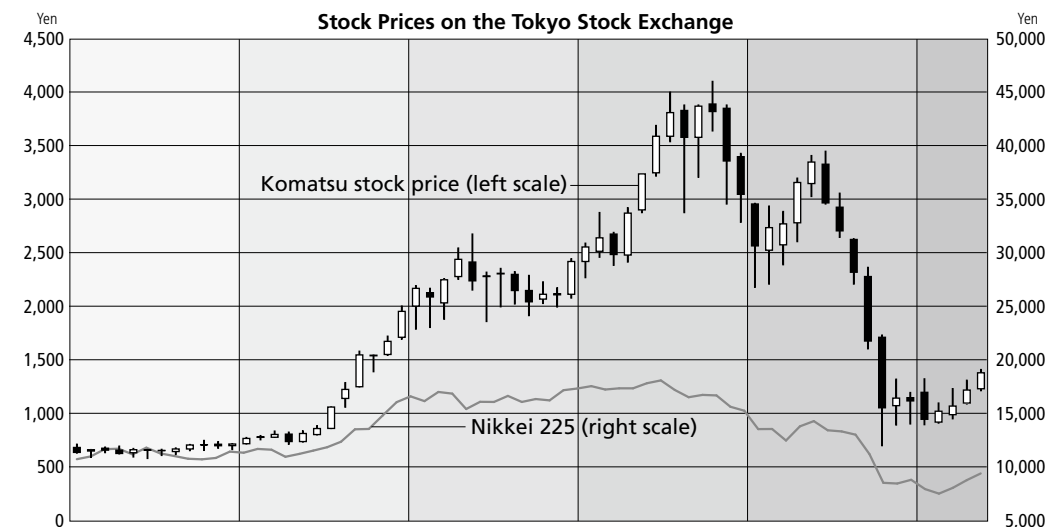
Note: Percentage figures are shown after dropping the last two places of decimals.

Tokyo Stock Price Range

As of May 31, 2009



Black: opening price > closing price
 White: closing price > opening price



Note : Calendar years (January–December)